

MODEL S

PREMIUM ELECTRIC SEDAN





CONTENTS

03

PERFORMANCE

16

SAFETY

08

BATTERY

18

ENVIRONMENT

10

STYLING

19

DESIGN YOUR
MODEL S

12

INTERIOR



PERFORMANCE

HONED FOR PERFORMANCE

Introducing a car so advanced it sets the new standard for premium performance. At the heart of the vehicle is the proven Tesla powertrain, delivering both unprecedented range and a thrilling drive experience.

With a rigid body structure, nearly 50/50 weight distribution and a remarkably low center of gravity, Model S offers the responsiveness and agility expected from the world's best sports cars while providing the ride quality of a sedan.



THE 21ST CENTURY POWERTRAIN

Tesla's advanced electric powertrain delivers exhilarating performance. Unlike the internal combustion engine with hundreds of moving pieces that spark, pump, belch, and groan, the Tesla motor has only one moving piece: the rotor. As a result, Model S acceleration is instantaneous, like flipping a switch. Hit the accelerator. In 5.4 seconds, Model S is traveling 60 miles per hour, without hesitation and without a drop of gasoline.

5.4

SECONDS
0 TO 60 MPH

125


TOP SPEED
(MPH)

0

TAILPIPE
EMISSIONS

The powertrain, tucked between the rear wheels, uses energy three times more efficiently than a gas-burning engine.

Specs for Model S equipped with the 85 kWh battery.






COLD WEATHER PERFORMANCE

Model S offers exceptional grip and comfort in cold weather. Its low inertia, all electric drivetrain allows the traction control system to adjust almost instantaneously to road conditions, providing precise grip that is comparable to many all wheel drive cars in snow or ice.

Our mobile app offers convenient access to the car's climate control system so that you can preheat your Model S from your Android phone or iPhone before you drive, meaning you'll always have a comfortable cabin in even the coldest weather.





DRIVING DYNAMICS

AGILITY AND GRACE

The Model S suspension system was developed for the unique architecture of Model S. It works in harmony with the rigid and light Tesla platform to provide precision handling and optimum comfort. Unencumbered by an engine, the lightweight front suspension optimizes wheel control. The rear multi-link suspension is designed to seamlessly integrate with the powertrain.

SMART AIR SUSPENSION

Much more than a great ride and handling package, the Smart Air Suspension combines automatic advantages with on-demand features. As Model S accelerates, it lowers the vehicle for optimized aerodynamics and increased range. Use the touchscreen to raise or lower Model S when traversing thick snow or pulling into steep driveways.

POWER STEERING

Electronic Power Steering automatically reacts to driving conditions to stay comfortable and responsive at all speeds. The feedback is so precise, you'll feel constantly connected to the road.



SPORTS TUNED

MODEL S PERFORMANCE

Model S Performance takes electric performance to the next level. Equipped with the 85 kilowatt-hour battery and a high performance drive inverter, Model S Performance accelerates to 60 miles per hour in 4.2 seconds. If driven the same way as Model S, both cars achieve the same efficiency thanks to the unique powertrain design.

4.2

SECONDS
0 TO 60 MPH

130

TOP SPEED
(MPH)

PERFORMANCE PLUS

Performance Plus takes one of the world's best sedans into supercar handling territory, while also improving ride quality and range. After hundreds of iterations affecting every detail of the suspension, our vehicle dynamics team was able to achieve the rare outcome of simultaneously improving performance, comfort and efficiency. In addition to upgraded dampers, bushings, stabilizer bars and tires (Michelin Pilot Sport PS2), the rear tires are 20 mm wider and staggered for improved acceleration on low grip surfaces.

416

HORSEPOWER
(310 kW)



BATTERY

GO FARTHER

Model S sets the bar for electric driving range. Model S is offered with three battery options, each delivering unprecedented range. All three batteries are contained within the same enclosure, integrating with the vehicle in the same

way, providing structural, aerodynamic, and handling advantages. All three batteries use automotive-grade lithium-ion cells arranged for optimum energy density, thermal management, and safety.

	60 kWh	85 kWh	85 kWh PERFORMANCE
ESTIMATED RANGE AT 55 MPH	230 miles	300 miles	300 miles
EPA 5-CYCLE CERTIFIED RANGE	208 miles	265 miles	265 miles
0 TO 60 MPH	5.9 seconds	5.4 seconds	4.2 seconds
QUARTER MILE TIME	14.2 seconds	13.7 seconds	12.6 seconds
TOP SPEED	120 mph	125 mph	130 mph
PEAK MOTOR POWER	302 hp (225 kW) 5,000-8,000 rpm	362 hp (270 kW) 6,000-9,500 rpm	416 hp (310 kW) 5,000-8,600 rpm
PEAK MOTOR TORQUE	317 lb-ft (430 Nm) 0-5,000 rpm	325 lb-ft (440 Nm) 0-5,800 rpm	443 lb-ft (600 Nm) 0-5,100 rpm
ENERGY STORAGE	60 kWh	85 kWh	85 kWh
BATTERY WARRANTY	8 years, 125,000 miles	8 years, unlimited miles	8 years, unlimited miles
SUPERCHARGING	Optional	Included	Included



CHARGING

PLUG IN ANYWHERE

Model S comes standard with everything you need to plug into the most common 240-volt outlet, standard 120-volt wall outlets and public stations. Using a high-amperage 240-volt outlet, Model S can be recharged at the rate of 29 miles of range per hour. A fifty-percent charge in as little as 20 minutes can be achieved with a Tesla Supercharger.

Ask Tesla owners how long it takes to charge and they'll say just a few moments. Like they do with a cell phone, most Tesla owners plug in at night. By morning, their battery is completely recharged.



STYLING

ALL GLASS PANORAMIC ROOF

With the All Glass Panoramic Roof, Model S is the only sedan capable of delivering a convertible-like drive experience every day. It's more than a sunroof: the entire roof is constructed from lightweight safety glass. With a simple swipe of the Touchscreen, it opens wider than any other sedan's panoramic roof. On even the hottest days, the innovative glass keeps the cabin comfortable.

BLOCKS

98%

VISIBLE LIGHT

81%

HEAT





CHARGE PORT

HIDDEN IN PLAIN SIGHT

Scan the streamlined body panels and you'll discover that Model S lacks a fuel door. Approach the driver's side taillight holding a connector, press the button, and something surprising happens: a triangle opens to reveal a small charge port. The connectors enable, from one Tesla-designed port, rapid charging as well as charging from 240 volt and 110 volt outlets.



THE KEY

WORTHY OF THE CAR

As you approach, the Tesla key commands the door handle to unlock, waiting for a simple tap to present itself. With it in your pocket, Model S turns on as you buckle in to the driver's seat.



DOOR HANDLES

OPTIMIZE & DELIGHT

Every millimeter of Model S is designed to reduce drag. The door handles are no exception. When not in use, the handles retract into the body, streamlining airflow. When a driver approaches the vehicle with the key, the handles slide out and unlatch with a simple touch.



INTERIOR

BUILT AROUND THE DRIVER

Model S is a driver's car. Behind the wheel, you'll notice that Tesla has combined meticulous noise engineering with Tesla's uniquely quiet powertrain to obtain the sound dynamics of a recording studio. The gem of the interior is the 17" touchscreen. It puts rich content at your fingertips and provides mobile connectivity.



THE DASHBOARD YOU SHOULD EXPECT

The touchscreen, digital instrument cluster, and steering wheel controls seamlessly integrate media, navigation, communications, cabin controls and vehicle data. From the moment you open the door, the high- resolution Model S

touchscreen powers on and returns to its last function. The most commonly used controls line the bottom of the screen for easy access any time and connectivity keeps you connected while on the go.

17" TOUCHSCREEN FEATURES



MEDIA

Listen to any song you want with HD radio, online radio, on- demand internet radio, and Bluetooth® or USB audio devices



NAV

Plan ahead with Google Maps™ with live traffic information and search-to- navigate



WEB

Stay connected with an Internet browser for news, restaurant reviews and more over the web



CONTROLS

Change the temperature, open the all-glass panoramic roof, adjust ride height, quicken the steering mode, and more



ENERGY

Visualize your energy consumption instantaneously and for your entire trip



CAMERA

See what's behind you with the industry's first full HD backup camera, optimized for ultimate visibility and safety



PHONE

Talk hands-free using voice commands and a Bluetooth-enabled phone

Some touchscreen features require the optional Tech Package



PREMIUM CENTER CONSOLE

Add covered storage to your Model S with our versatile Premium Center Console that easily slides into the existing space between the front seats. Whether you'd like to carry large water bottles or just need a place to rest your phone, the drop-in center console is a stylish storage solution. Wrapped in black leather and available in five décor accents to match your car's interior, this console features a non-slip phone deck with cord pass-through, a leather sliding cover and removable curved dividers.



BY THE NUMBERS

MORE SEATING

The rear facing seat option provides additional seating for two children. Optimized for safety and equipped with 5-point seatbelts, the bucket seats provide a comfortable ride for children at least 3' 1" tall and between 35 and 77 pounds. When not in use, the jump seats fold completely flat.

5 + 2

ADULTS

CHILDREN

MORE TECHNOLOGY

Model S comes equipped with two USB ports that enable passengers to charge devices while on the go. Equipped with high-speed connectivity, the Touchscreen accesses a vast supply of music, maps, and the web.

2

USB PORTS

MORE STORAGE

The unique architecture of Model S creates unprecedented storage space. Model S can transport a mountain bike, a surfboard, and a flat screen TV – all at once. Fold the seats flat and Model S boasts more than 58 cubic feet of storage in the cabin alone, with an additional 5.3 cubic feet available under the hood.

63.4

TOTAL CUBIC FEET
OF STORAGE




SAFETY

MORE THAN A POWER SOURCE

The battery is a rigid, high-performance structure in its own right. But when married to the state-of-the-art body structure, Model S achieves even higher torsional rigidity and a lower center of gravity. The battery itself is designed for safety. Liquid-cooled, the battery maintains consistent temperatures

to prevent cells from overheating. In the event of a crash, the battery structure protects cells from impact and automatically disconnects the power supply. The battery not only protects its contents, but its position augments the overall strength of the passenger cabin.



ALUMINUM BODY STRUCTURE

STRONG, RIGID, AND LIGHT

The Model S body is a state-of-the-art, aluminum-intensive design. Weight-saving benefits make aluminum a natural choice. Extrusions, stampings, and castings are expertly joined for rigidity and strength. A rigid and strong structure not only protects you and your passengers, but also contributes to overall control behind the wheel.

Unhindered by an internal combustion engine, the front of the car is optimized for occupant safety. Perfectly straight double-octagonal rails run along the bottom of the structure and are designed to absorb the energy of impact should one occur. High-strength steel is used in key areas to enhance occupant safety.

RIGID OCCUPANT CELL

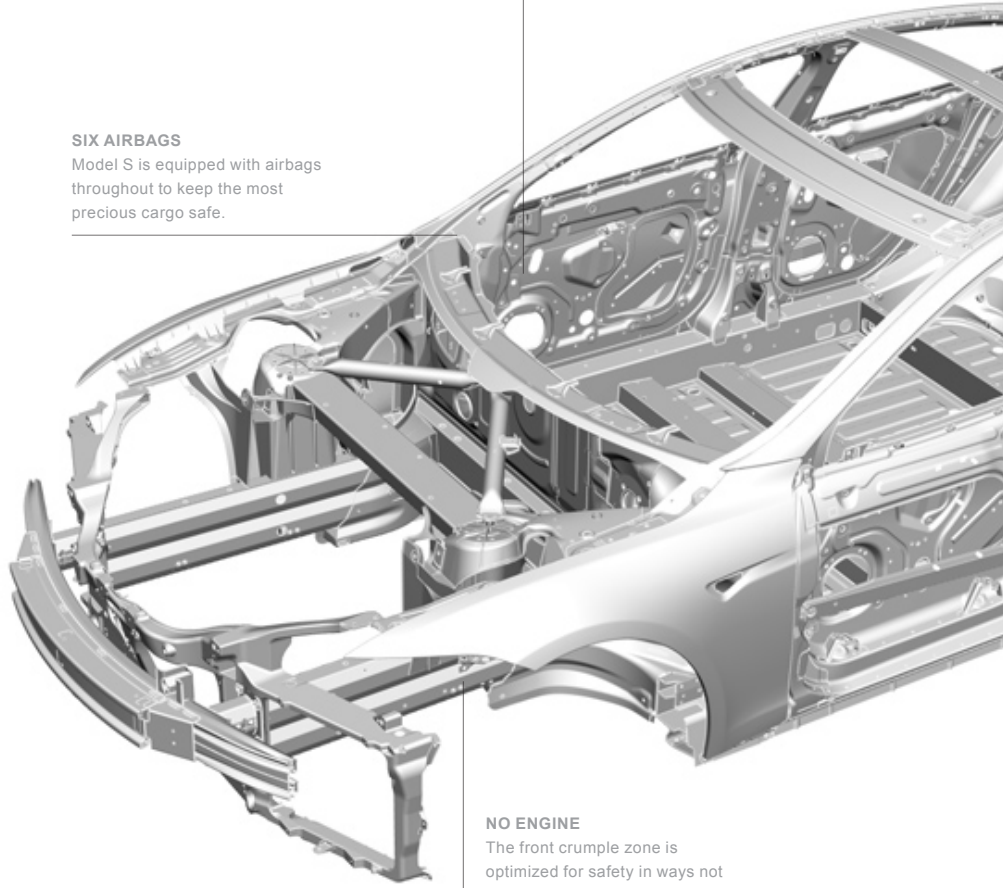
High-strength steel is combined with aluminum to augment safety.

SIX AIRBAGS

Model S is equipped with airbags throughout to keep the most precious cargo safe.

NO ENGINE

The front crumple zone is optimized for safety in ways not possible in conventional cars.



TRACTION AND STABILITY

COMPLETE CONTROL

Model S Traction Control is designed to ensure maximum contact between the road and the tires. Whether you are accelerating off the line, zooming along the winding roads of the Rockies or find yourself in a Gulf Coast rainstorm, Traction Control prevents loss of traction and maintains control. Stability Control reacts in moments of under-steer or over-steer by reducing torque and applying the brakes to individual wheels for enhanced control when cornering.



ENVIRONMENT

NO TAILPIPE. ZERO EMISSIONS.

With no tailpipe to spew harmful emissions, Tesla vehicles liberate their owners from the petroleum-burning paradigm. They are the only cars to get more efficient from the moment they're first driven.

Gasoline-powered vehicles and hybrids burn refined petroleum. Tesla vehicles can use electricity however it is produced, be it from coal, solar, hydro, geothermal, or wind power. As the grid shifts to increasingly efficient technologies, Tesla owners reap the efficiency benefits.





DESIGN YOUR MODEL S

BATTERY

60 kWh Battery
85 kWh Battery
85 kWh Performance










PERFORMANCE

Performance Plus
Carbon Fiber Spoiler
Tesla Red Brake Calipers








ROOF

Solid Aluminum Black Roof
Solid Aluminum Body Color Roof
All Glass Panoramic Roof

PAINT

 Solid Black
 Solid White
 Metallic Silver
 Metallic Blue
 Metallic Green
 Metallic Grey
 Metallic Brown
 Tesla Multi-coat Pearl White
 Tesla Multi-coat Red

SEATING

 Textile Black
 Leather Grey
 Leather Tan
 Leather Black
 Leather Grey Performance
 Leather Tan Performance
 Leather Black Performance






OPTIONS

Tech Package
Smart Air Suspension
Parking Sensors
Fog Lamps
Ultra High Fidelity Sound
Extended Nappa Leather Trim
Alcantara Headliner
Matching Yacht Floor
Rear Facing Seats
Premium Interior Lighting
Subzero Weather Package
Parcel Shelf
19" Michelin Primacy Tire Upgrade
Paint Armor

WHEELS

 19" Wheels
 19" Cyclone
 21" Silver Turbine
 21" Grey Turbine

DÉCOR

 Piano Black
 Obeche Wood Matte
 Obeche Wood Gloss
 Lacewood
 Carbon Fiber

CHARGING

Supercharger Enabled
Dual Chargers
Wall Connector

For pricing and ordering

 Visit a **Tesla Store**

 Online at **teslamotors.com**

 By phone: (888) 518-3752