



**MITSUBISHI
MOTORS**

Drive your Ambition

2018 OUTLANDER PHEV

EXPLORE THE WORLD'S BEST-SELLING PLUG-IN HYBRID CROSSOVER.¹



OPTIONAL ACCESSORIES SHOWN

TABLE OF CONTENTS

INTRODUCTION

PAGE 04

PERFORMANCE

PAGE 06

PHEV SYSTEM

PAGE 08

DESIGN

PAGE 10

TECHNOLOGY

PAGE 12

COMFORT

PAGE 16

SAFETY


PAGE 18

SUMMARY

PAGE 20

SPECIFICATIONS

PAGE 22







OUTLANDER PHEV

TAKE CHARGE OF YOUR LIFE.

You deserve to make the most of every trip, whether it's going to and from work or venturing to new destinations. At Mitsubishi Motors, our 100-year history of automotive excellence led us to the Outlander PHEV (plug-in hybrid electric vehicle), the ideal vehicle for your ever-changing lifestyle. An overnight charge at home gives you a driving range of 22 miles, perfect for everyday driving. Super All-Wheel Control gives you stability and handling for all road conditions. And as a crossover with ample space, you can take plenty while you take on what's coming up next. Because every day is an adventure. It's time to start treating it like one.

HANDLE ANY ROAD IN ANY WEATHER.

SUPER ALL-WHEEL CONTROL

Outlander PHEV is the only plug-in hybrid electric vehicle in its class² with four-wheel drive technology. Mitsubishi's Super All-Wheel Control (S-AWC) is one of the most technologically advanced four-wheel drive systems in production and speaks to our decades of rally heritage. The specialized version of S-AWC on Outlander PHEV gives you efficient, electric power and control in all road conditions.





SMOOTH LINEAR RESPONSE

The S-AWC system, only available from Mitsubishi Motors, optimally manages Active Yaw Control (AYC), Anti-lock Braking System (ABS), and Active Stability Control (ASC) with Traction Control (TCL) to bring out the full potential of Twin Electric Motor 4WD without compromising safety, comfort, or fuel efficiency. The full-time, high-output electric Twin Electric Motors mounted at the front and rear axles instantly supply torque on demand for responsive, yet smooth 4WD performance.

Together, the Twin Electric Motor S-AWC teams with the PHEV drivetrain to supply optimal torque and traction to each wheel for powerful acceleration and stable handling.

SMART, EFFICIENT DRIVING.

DRIVE MODES

There's no guesswork involved. In Outlander PHEV, the most efficient drive mode is automatically selected, depending on how much power you need and your battery charge level, so all you have to do is drive.




EV MODE

In EV mode, the Twin Electric Motors drive the vehicle with energy supplied exclusively by the lithium-ion main drive battery. Because no fuel is used, the engine remains untouched, which means you can enjoy a quiet drive with all-electric power and produce zero CO2 emissions. In the default mode, you can utilize eco-friendly driving for your commute, errands, and other day-to-day activities.



SERIES HYBRID MODE

When more power is needed, Outlander PHEV seamlessly transitions to Series Hybrid mode. For additional acceleration or for driving uphill, the Twin Electric Motors are powered by the battery and 2.0-liter gasoline engine. In this configuration, the gasoline-powered generator provides added power while also charging the lithium-ion battery pack. This mode is also activated when the battery pack is low on charge.



PARALLEL HYBRID MODE

Parallel Hybrid mode uses all of Outlander PHEV's available resources for its highest level of performance. In this mode, the 2.0-liter gasoline engine drives the front wheels when the main drive battery is depleted. The gasoline-powered engine/generator then feeds any excess energy (electricity) back into the lithium-ion battery pack for later use. Parallel Hybrid mode is the most efficient drivetrain mode while going at high speeds for long distances, such as on the open road or highway.

QUICK TO POWER. FUN TO DRIVE.



CHARGING AND BATTERY

CHARGING OPTIONS

There are three ways to charge Outlander PHEV: Level 1 charging, Level 2 charging, and DC Fast Charging. Depending on your location and needs, you're never far from getting a quick boost. For Level 1 charging, the main drive battery can be fully charged with a standard 120V household outlet in less than eight hours with the supplied charging cable. For Level 2 charging, at a public or residential 240V charging station, a full charge can be accomplished in less than four hours.

Outlander PHEV is the only plug-in hybrid with DC Fast Charging capability.³ By giving you multiple options to charge, the world is yours to explore with pure electric power. At public CHAdeMO charging stations, the main drive battery can reach up to 80% capacity in approximately 25 minutes. You can get the exact amount of power you need by watching the charging status displayed on the high-contrast energy meter.

DRIVE BATTERY

The main drive battery in Outlander PHEV is a high-capacity 12kWh lithium-ion battery pack developed specifically for the vehicle. It's safely located in a dustproof, waterproof encasement beneath the passenger floor and between the front and rear axles, so there's no intrusion to the interior cabin. While it powers all Outlander PHEV models in EV mode, GT models can tap directly into the main drive battery for power on-the-go with its two AC outlets.

ALL OUTLANDER. DISTINCTLY PHEV.



EXTERIOR STYLING

Outlander PHEV's exterior maintains its heritage but with a restyled, upscale twist.

PHEV-UNIQUE FRONT GRILLE



HALOGEN FRONT FOGLIGHTS WITH GLOSS BLACK BEZEL

18" TWO-TONE ALLOY WHEELS WITH EXCLUSIVE WHEEL DESIGN

ROOM TO RELAX. TECH TO ENJOY.

INTUITIVE FEATURES

Inside Outlander PHEV, you'll find luxurious amenities and generous legroom, as well as intelligent features. Standard premium leather seating adds to the driving experience, while the second row can be folded for all the room you need. Dual USB ports make charging smartphones for you and a friend simple. For both entertainment and vehicle info, look to the Smartphone Link Display Audio System that supports Apple CarPlay™⁴ and Android Auto™⁵; plus, it displays energy usage, charging data, and more. Outlander PHEV offers features that serve both style and purpose.





SMARTPHONE LINK DISPLAY AUDIO SYSTEM

The Smartphone Link Display Audio System¹² does more than offer safe access to apps through Apple CarPlay^{TM4} and Android Auto^{TM5}. In addition to streaming HD radio and songs over Bluetooth[®] and giving you clear navigation from your preferred app, the 7" touchscreen on the Outlander PHEV provides real-time data for your plug-in hybrid so you can monitor how much EV power you're using, your average MPG, and battery capacity from regenerative braking. It also shows the energy flow for your current drive mode, EV miles to empty, and much more.

LEATHER SEATING

The elevated standard of Outlander PHEV can be fully felt in its leather seating and steering wheel.



WELL-EQUIPPED STEERING WHEEL

Phone and audio controls on the steering wheel keep your hands where they need to be, while the optional heated steering wheel makes them warm and cozy.

ROCKFORD FOSGATE[®] PREMIUM AUDIO SYSTEM

The available Rockford Fosgate[®] premium sound system pumps up to 710 watts through nine speakers—including a 10-inch dual voice-coil subwoofer with Punch Control[®]—to deliver deep, rich bass and crystal-clear highs.

FOR HANDS-ON HYBRID DRIVING.

PHEV-UNIQUE TECHNOLOGY

BATTERY CHARGE

Outlander PHEV has driver-selected modes to give you hands-on control of how much you use your battery. In Battery Charge mode, the engine will generate electricity to charge the lithium-ion main drive battery.

BATTERY SAVE

In Battery Save mode, Outlander PHEV conserves energy in the lithium-ion main drive battery by operating in hybrid mode. Battery Save mode is best used on the highway or in urban traffic so the engine/generator powers the vehicle, saving battery charge for driving in residential areas. It can only be activated when the battery pack level falls below 90% full.

EV PRIORITY MODE

Select EV Priority mode to reduce both fuel and electricity usage for increased efficiency. EV Priority mode is ideal for all-electric driving, zero fuel consumption, and a quiet ride without engine noise. Outlander PHEV automatically exits this mode if you enter Battery Charge mode or Battery Save mode, or simply need to accelerate.

4WD LOCK

The Twin-Motor 4WD Lock button can be selected to simulate locking of a center differential and optimally distribute torque to all four wheels for improved traction and stability. This improves drivability on wet, rough, and snow-covered roads.





REGENERATIVE BRAKING

Regenerative braking occurs when the vehicle is in motion while the accelerator is not being pressed (coasting), or when the driver engages the brakes by pressing the brake pedal. During deceleration (braking), the front and rear electric motors function as generators so that electricity can be generated and fed back into the lithium-ion battery pack. The level of regenerative braking can be conveniently selected at any time using the steering wheel paddle shifters or the advanced EV shift lever. Regenerative braking is most useful in the city or in stop-and-go traffic for charging while you drive.

SMARTPHONE EV REMOTE CONTROL

On your smartphone, you can download the Outlander PHEV II app from the Apple App Store³ or Google Play Store⁴ to communicate directly with your Outlander PHEV. Set up charge start and stop times for a charging schedule that fits your lifestyle, cool and heat the cabin remotely, check your car's state of battery charge, and more.

DOWNLOAD THE APP HERE:



ADDITIONAL EV FEATURES

The high-contrast energy meter shows your drive mode and energy flow being used by the Outlander PHEV, charging indicator, regenerative braking warning, and other information on its display. The Smartphone Link Display Audio System, aside from its entertainment functions, shows charging costs for your vehicle and in-depth eco information, such as ratio of EV usage and gas consumption. The information you need on your Outlander PHEV is always readily available.

FOR UPGRADED ADVENTURES.

FEATURES FOR EVERYDAY AND BEYOND

Along with its energy-efficient technology, Outlander PHEV also has features for your driving convenience. The FAST-Key passive entry system with panic feature makes entering your vehicle easy. With your keys in your pocket or purse, one push on the driver's door handle will unlock it, and two pushes will unlock all doors. The power liftgate adds to your convenience by opening or closing with the key fob or buttons on the dashboard or liftgate.

Inside, you'll revel in the customized comfort of the dual-zone automatic climate control. With separate temperature controls for the driver and passenger, you can adjust the environment precisely to your liking. In cold weather, the windshield wiper de-icer keeps wiper blades from freezing onto the windshield. And for increased ambiance, the available glass sunroof opens up to the world around you.





AC POWER OUTLETS AND CARGO FOR ALL

Outlander PHEV is your eco-friendly adventure vehicle with its available AC power outlets. The two outlets, located in the rear seat and cargo area, tap directly into the main drive battery for a combined 1500W to power whatever you need. Upgrade camping trips with a coffee maker, toaster, or electric grill for at-home comfort outdoors. And for an amped-up tailgating experience, plug in an LED TV, speakers, or a mini fridge.

The PHEV has up to 78.0 cubic feet of cargo space to fit what you need while being eco-friendly.

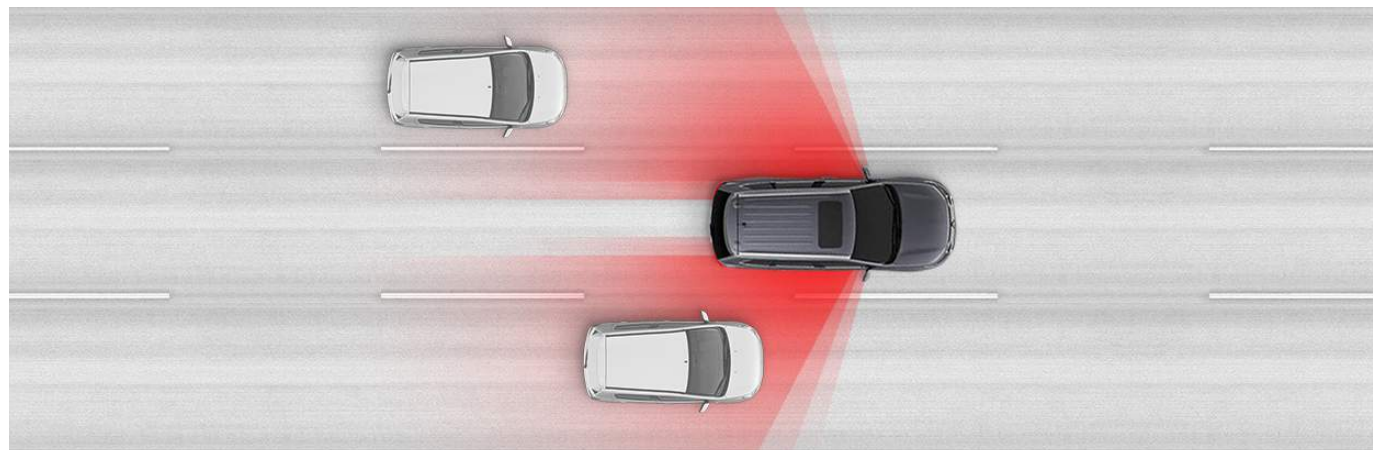
TOWING CAPACITY

Outlander PHEV's 1,500 lbs towing capacity means you can bring a personal watercraft or pop-up camper on your next adventure.

TECHNOLOGY TO KEEP YOU SAFE.


KEEPING YOU ON YOUR PATH

The features on the Outlander PHEV go beyond being environmentally friendly. Your safety is our utmost priority, so we have all the equipment to protect you from the unexpected. Outlander PHEV's standard Supplemental Restraint System (SRS) features seven airbags, including dual-stage front airbags with a driver's seat position sensor. Along with rain-sensing wipers, available LED headlights and foglights to illuminate your path, and advanced technology such as Adaptive Cruise Control and Lane Departure Warning, you can drive with confidence knowing you're protected.



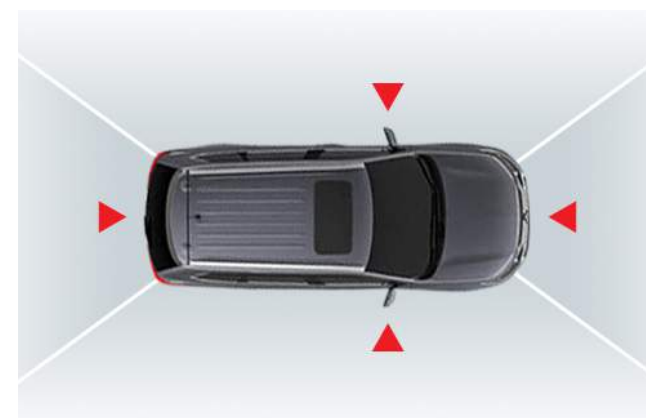
BLIND SPOT WARNING AND LANE CHANGE ASSIST

Together Blind Spot Warning and Lane Change Assist⁶ alert you when a vehicle is in or approaching your blind spot. When a vehicle in the next lane is traveling at the same speed or faster in the detection areas, a warning light will illuminate in the corresponding side mirror. If your turn signal is on, the warning light on the corresponding mirror will blink and the system will beep three times to alert you that it is unsafe to change lanes.



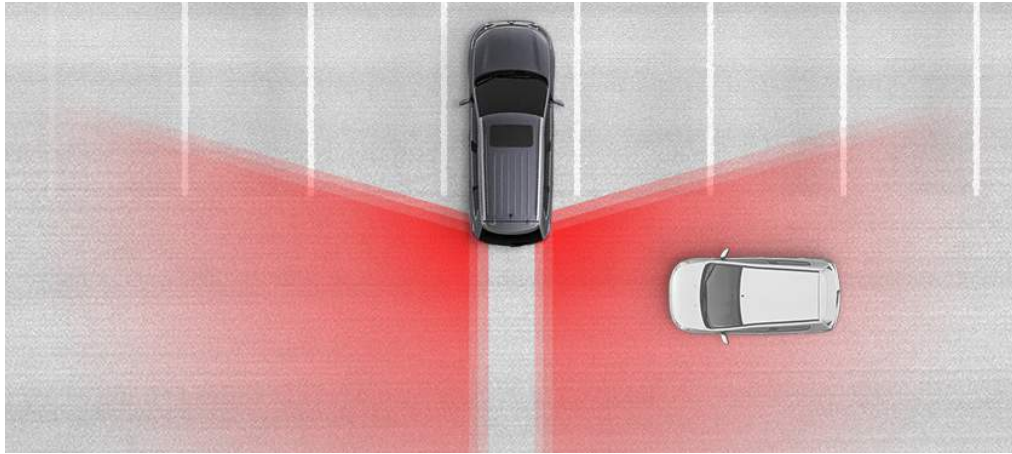
ADAPTIVE CRUISE CONTROL

The available Adaptive Cruise Control (ACC)⁸ system uses radar technology to judge distances between you and the vehicle ahead, helping you maintain a safe driving distance for greater safety and peace of mind. If the car moves out of your lane or goes beyond your set speed, the system will resume your set speed.



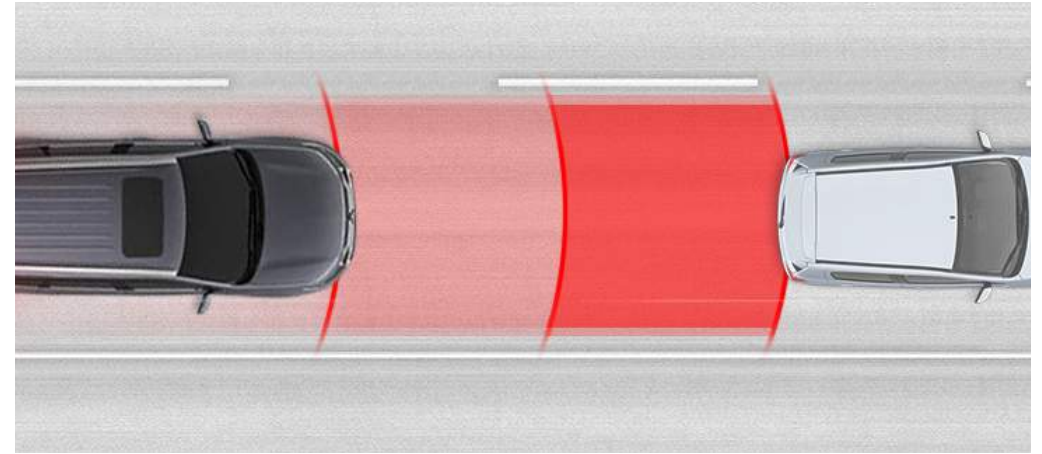
MULTI-VIEW CAMERA SYSTEM

This advanced feature uses multiple cameras around the vehicle to create a composite, bird's-eye view of your Outlander PHEV in addition to a wide-angle view, to help show what's directly behind you when you reverse.⁹



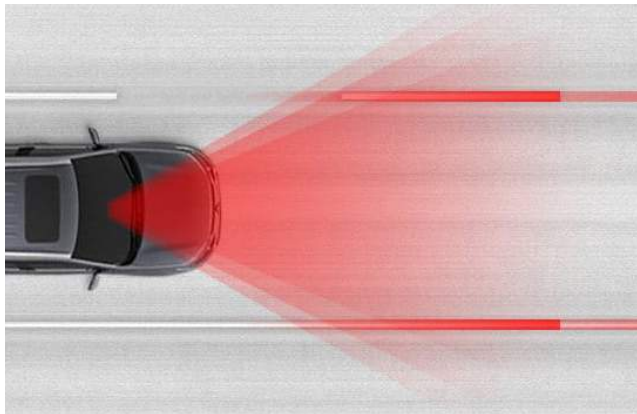
REAR CROSS TRAFFIC ALERT

When the Rear Cross Traffic Alert system⁶ detects a vehicle approaching from the side while you're backing up, the warning lights on both side mirrors will blink, a buzzer will sound to alert you, and a warning message will appear on the information screen of the multi-information color display.



FORWARD COLLISION MITIGATION

The Forward Collision Mitigation (FCM) system⁷ utilizes both laser radar and camera technology to determine if a frontal collision with a vehicle or pedestrian is imminent. If so, it warns the driver with audible and visual signals, and automatically applies moderate to emergency braking to reduce the severity of the collision and, if possible, prevent the collision.



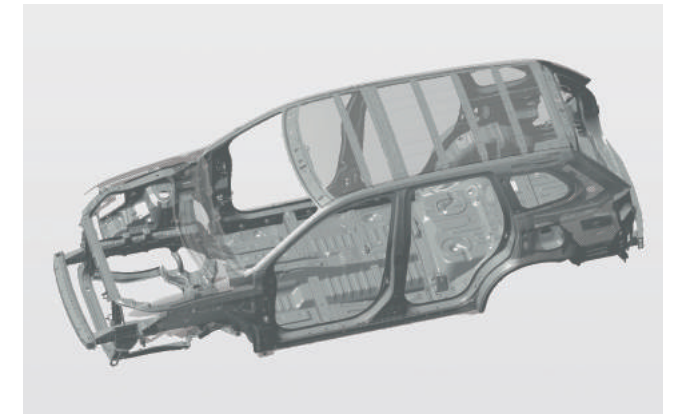
LANE DEPARTURE WARNING

The Lane Departure Warning (LDW) system¹⁰ uses an onboard camera to monitor lane position in front of the vehicle audibly and visually, alerting the driver if it detects the vehicle leaving its lane unintentionally.



AUTO HIGH BEAM HEADLIGHTS (AHB)

You don't have to worry about switching between low and high beams when driving in sporadically lit areas. Available Auto High Beam Headlights will do the work for you by automatically adjusting between the brightness levels depending on the surrounding light, so your hands stay safely on the steering wheel.



REINFORCED IMPACT SAFETY EVOLUTION (RISE)

RISE engineering combines energy-absorbing front and rear structures with a rigid occupant cell. Along with reinforcing bars in the doors and energy-absorbing materials in the side pillars, the Outlander PHEV's RISE body features high-tensile strength steel that reduces weight while helping to protect you in the event of a collision.

LET CHARGING FUEL YOUR LIFE.

Mitsubishi Motors' 100 years of engineering innovation mean we don't make vehicles simply for transportation. Our products are constantly improving in style, durability, and performance to elevate your experiences. As the world's best-selling plug-in hybrid crossover¹ and best-selling PHEV in Europe, Outlander PHEV is no exception.

It's designed to fit your lifestyle, with an overnight charge at home giving you a full battery or DC Fast Charging giving you a quick boost. All-electric power for everyday means fewer stops at the gas station, more quiet rides without engine use, and zero CO₂ emissions for environmentally- and budget-friendly driving.

When you need to rev up your life, the gasoline engine activates automatically, Super All-Wheel Control handles any road, and available AC power outlets amp up your outdoor adventures. Outlander PHEV is the plug-in hybrid with electric for your everyday and gas and crossover capability for much more.





THE OUTLANDER PHEV, IN A CLASS OF ITS OWN.



**WORLD'S BEST-SELLING
PLUG-IN HYBRID CROSSOVER¹**



80% CHARGE IN APPROX. 25 MINS.
ONLY PLUG-IN HYBRID WITH DC FAST
CHARGING³



74 MPGe
(GAS & ELECTRIC) CITY/HWY (EPA ESTIMATE)



ONLY PHEV WITH
SUPER ALL-WHEEL CONTROL



10 YRS / 100K MILES¹¹

- PHEV COMPONENTS
- MAIN DRIVE LITHIUM-ION BATTERY
- POWERTRAIN LIMITED WARRANTY

SPECIFICATIONS

EXTERIOR COLORS



DIAMOND WHITE PEARL



RUBY BLACK PEARL



ALLOY SILVER METALLIC



RALLY RED METALLIC



MERCURY GRAY METALLIC



QUARTZ BROWN METALLIC

INTERIOR COLORS




BLACK LEATHER
Silver stitching and piping



DARK BROWN LEATHER
Red stitching and piping

SPECIFICATIONS

EXTERIOR DIMENSIONS



SPECIFICATIONS

	SEL S-AWC	GT S-AWC
GASOLINE ENGINE SPECIFICATIONS		
Engine Code	4B11	4B11
Engine Type	2.0L MIVEC DOHC, 16-valve, 4-cylinder	LED front foglights with gloss black bezel
Bore x Stroke (mm)	86.0 x 86.0	86.0 x 86.0
Horsepower (SAE net@rpm)	117 @ 4500 rpm	117 @ 4500 rpm
Torque (lb-ft @rpm)	137 lb-ft @ 4500 rpm	137 lb-ft @ 4500 rpm
Displacement	2.0L / 1998cc	2.0L / 1998cc
Engine Compression Ratio	10.5 : 1	10.5 : 1
Engine Oil type	0W-20	0W-20
Fuel Type	Regular Unleaded	Regular Unleaded
Emissions	TZEV	TZEV

ELECTRIC MOTOR SPECIFICATIONS		
Motor Type	Twin - AC synchronous permanent magnetic motor	Twin - AC synchronous permanent magnetic motor
Motor Code - Front	S61	S61
Motor Power Output (kW) - Front	60kW	60kW
Motor Torque Output (Nm) - Front	137 Nm	137 Nm
Motor Code - Rear	Y61	Y61
Motor Power Output (kW) - Rear	60kW	60kW
Motor Torque Output (Nm) - Rear	195 Nm	195 Nm

GAS ENGINE / ELECTRIC MOTOR SPECIFICATIONS		
Total Range (EPA Estimate)	310 miles	310 miles

MAIN DRIVE BATTERY		
Main Drive Battery chemistry	12.0 kWh Lithium-ion (Li-ion)	12.0 kWh Lithium-ion (Li-ion)
Voltage (V)	300-Volt	300-Volt
Cooling system (Forced air ventilation)	STD	STD
Charging time: 120V / 8A	Approx. 13.0 hours	Approx. 13.0 hours
Charging time: 120V /12A	Approx. 8.0 hours	Approx. 8.0 hours
Charging time: 240V /16A EVSE	Approx. 3.5 hours	Approx. 3.5 hours
Charging time: CHAdeMO DC Fast Charger (up to 80%)	Approx. 25 minutes	Approx. 25 minutes
Cold weather battery heater	STD	STD

12V STARTER BATTERY		
Battery type	S46B24L(S)	S46B24L(S)
Generator Max Output (kW)	70 kW	70 kW

	SEL S-AWC	GT S-AWC
TRANSAXLE		
Front	Single speed, drive mode switchable reduction gear box	Single speed, drive mode switchable reduction gear box
Rear	Single speed, fixed reduction gear box	Single speed, fixed reduction gear box

SUSPENSION		
Front	MacPherson strut with stabilizer bar	MacPherson strut with stabilizer bar
Rear	Multi-link with stabilizer bar	Multi-link with stabilizer bar

STEERING		
Type	Electric Power Steering	Electric Power Steering
Overall Ratio	16.7 : 1	16.7 : 1
Turns, lock to lock	3.3	3.3
Turning circle (curb to curb)	35.6 ft	35.6 ft

BRAKES/TIRES/WHEELS		
Front	Ventilated disc, 11.6 in	Ventilated disc, 11.6 in
Rear	Solid disc, 11.9 in	Solid disc, 11.9 in
ABS	4-wheel, 4-channel, 4-sensors with Electronic Brake-force Distribution (EBD)	4-wheel, 4-channel, 4-sensors with Electronic Brake-force Distribution (EBD)
Wheels	18 x 7.0 aluminum alloy	18 x 7.0 aluminum alloy
Tires	P225/55 R18	P225/55 R18

INTERIOR DIMENSIONS		
HEAD ROOM (WITH SUNROOF)		
Front	40.6 in	39.9 in
2nd row	38.3 in	38.1 in

LEG ROOM		
Front (MAX)	40.9 in	40.9 in
2nd row	37.9 in	37.9 in

SHOULDER ROOM		
Front	56.4 in	56.4 in
2nd row	56.0 in	56.0 in

HIP ROOM		
Front	52.8 in	52.8 in
2nd row	51.9 in	51.9 in

	SEL S-AWC	GT S-AWC
INTERIOR DIMENSIONS (CONT.)		
SAE VOLUME (WITH SUNROOF)		
SAE passenger volume	101.0 cubic ft.	(101.0 cubic ft)
SAE cargo volume - Behind front seats (estimated)	78.0 cubic ft.	(77.7 cubic ft.)
SAE cargo volume - Behind 2nd row seats (estimated)	30.4 cubic ft.	(30.4 cubic ft.)

CAPACITIES		
Passenger Seating	5	5
Fuel	11.3 gallons	11.3 gallons
Oil	4.5 quarts	4.5 quarts
Tow Capacity	1500	1500
Trailer Tongue Weight	150	150

WEIGHTS		
Curb Weight (lbs)	4178	4178
GVWR (lbs)	5225	5225
Weight distribution (% Ft / % Rr)	54 / 46	54 / 46

FUEL ECONOMY EPA-ESTIMATED RATINGS		
Driving Range: Electricity + Gasoline	22 miles	22 miles
Combined Fuel Economy - Gasoline Only	25 MPG	25 MPG
Combined Fuel Economy - Electricity + Gasoline	74 MPGe	74 MPGe
EV Battery Range (EPA Estimate)	22	22

WORLD-CLASS WARRANTIES		
Basic	5-year / 60,000 miles	5-year / 60,000 miles
Limited Powertrain	10-year / 100,000 miles	10-year / 100,000 miles
PHEV Components	10-year / 100,000 miles	10-year / 100,000 miles
Main Drive Battery	10-year / 100,000 miles	10-year / 100,000 miles
Anti-corrosion	7-year / 100,000 miles	7-year / 100,000 miles
Roadside Assistance	5-YEAR / UNLIMITED	5-YEAR / UNLIMITED

We stand behind what we build. Period. Our vehicles are backed with a 10-year/100,000-mile Powertrain Limited Warranty¹, a 5-year/60,000-mile fully transferable New Vehicle Limited Warranty, a 7-year/100,000-mile Anti-Corrosion/Perforation Limited Warranty, and 5-year/Unlimited Miles Roadside Assistance. Like our cars, we intend to serve you well for many years to come with some of the most comprehensive warranties in the industry.

	SEL S-AWC	GT S-AWC
MECHANICAL		
*2.0L DOHC MIVEC range extender engine	STD	STD
*60 kW twin-electric motors	STD	STD
*Lithium ion main drive battery – 12kW	STD	STD
*LEV III-SULEV30 (CAL) TIER3-Bin30 (FED)	STD	STD
Front suspension – Macpherson strut with coil spring and stabilizer	STD	STD
Rear suspension – Multi Link with stabilizer	STD	STD
*Regenerative Brake System (RBS) with paddle shifters	STD	STD
Front brake –ventilated disc	STD	STD
Rear brake – solid disc	STD	STD
Electric power steering (EPS)	STD	STD

EXTERIOR		
*Color-key front and rear fascia	STD	STD
Halogen headlights with LED positioning light	STD	-
*18-inch two-tone alloy wheels.	STD	STD
Color-coded door handles	STD	STD
*Side sill garnish with chrome accent	STD	STD
Rear Privacy glass	STD	STD
*Dark Chrome Radiator grille	STD	STD
Chrome Tailgate garnish	STD	STD
Electric folding door mirrors , color keyed	STD	STD
Side turn lamp on door mirrors	STD	STD
Halogen front foglights with *glass black bezel	STD	-
Chrome belt line molding	STD	STD
Roof rails – silver	STD	STD
Windshield wiper deicer	STD	STD
LED headlights with LED positioning light	-	STD
LED front foglights with gloss black bezel	-	STD
Power glass sunroof	-	STD

SEATS		
*Seating capacity – 5	STD	STD
*Premium leather seating surfaces	STD	STD
Head rests	STD	STD

FRONT ROW SEATS		
*Power Driver's and Passenger's Seat	STD	STD
Driver and Passenger Seat Back Pocket	STD	STD
Heated Front Driver and Passenger Seats	STD	STD

2ND ROW SEATS		
60/40 split fold-down rear seats with recline function	STD	STD
Center armrest with cup holder	STD	STD
Head rest – (3pcs), adjustable (up-down)	STD	STD
Rear seat belt – 3P belt with ELR&ALR×3	STD	STD
LATCH child-restraint system	STD	STD

SPECIFICATIONS

	SEL S-AWC	GT S-AWC
CONVENIENCE		
Power liftgate	STD	STD
Tilt and telescopic steering column	STD	STD
Cruise control with steering wheel controls	STD	STD
Dual zone automatic climate control with Pollen filter	STD	STD
Accessory socket (console box / cargo area)	STD	STD
Accessory socket (I/PNL)	STD	STD
Steering wheel mounted audio controls	STD	STD
Hands free phone with steering wheel Bluetooth® controls and voice control.	STD	STD
Auto on/off headlights	STD	STD
Rain sensing windshield wipers	STD	STD
Glovebox and Console box lamps	STD	STD
Heated Windshield Wiper De-icer	STD	STD
Auto-Dimming rear view mirror, with Homelink®	STD	-
Auto-Dimming rear view mirror, with Homelink®, and *Compass	-	STD
Adaptive Cruise Control (ACC)	-	STD

AUDIO		
Smartphone Link Display Audio with Apple CarPlay™ and Android Auto™	STD	STD
SiriusXM Satellite Radio with 3-month trial subscription	STD	STD
Rear Camera	STD	STD
Digital HD Radio®	STD	STD
Shark fin antenna	STD	STD
USB port (x2)	STD	STD
Multi-view Camera	-	STD
6 speaker	STD	-
Rockford-Fosgate® Premium Audio with 9 speakers	-	STD

FUNCTIONS		
Power door locks and side view mirrors	STD	STD
Power windows – front and rear, driver auto up/down.	STD	STD
FAST-Key passive entry system with panic feature	STD	STD
2-speed intermittent variable wiper with flat wiper blade	STD	STD
Rear window intermittent speed wiper and washer	STD	STD
Electric Parking Brake switch with Auto Hold feature	STD	STD

	SEL S-AWC	GT S-AWC
INTERIOR		
*High contrast instrument meter with color LCD display	STD	STD
Leather steering wheel	STD	STD
*Electric shift selector with bright ring	STD	STD
*Premium print decoration panels	STD	STD
*Deluxe Floor console – large type with cup holder lid	STD	STD
*Front door trim with bottle holder (both sides)	STD	STD
*Rear door trim with bottle holder (both sides)	STD	STD
*Electric fuel door release	STD	STD
*Drive Mode Switches (EV, CHARGE, SAVE)	STD	STD
Courtesy front foot lamps	STD	STD
Assist strap – retractable type (4 pcs)	STD	STD
Driver and passenger sunvisor with ticket holder, vanity mirror with lamp and lid	STD	STD
Front room lamp with map lamp	STD	STD
Rear & Cargo room lamp	STD	STD
Heated Steering Wheel	-	STD

SAFETY		
Blind Spot Warning with Lane Change Assist	STD	STD
Rear Cross Traffic Alert	STD	STD
Driver and passenger SRS airbags, Side and curtain airbags	STD	STD
Driver knee bag	STD	STD
Anti-theft engine immobilizer and alarm system	STD	STD
Anti-lock Braking System (ABS) with Brake Assist System	STD	STD
Active Stability Control (ASC), Tire Pressure Monitor (TPMS)	STD	STD
Hill Start Assist System (HSA)	STD	STD
Electronic Brakeforce Distribution (EBD)	STD	STD
*Acoustic Vehicle Alerting System	STD	STD
*Emergency Tire Repair Kit	STD	STD
Forward Collision Mitigation with pedestrian detection (FCM)	-	STD
Automatic High Beam (AHB)	-	STD
Lane Departure Warning (LDW)	-	STD

EV SYSTEMS		
*DC Fast charge port	STD	STD
*Electric heater	STD	STD
*Main battery warming system	STD	STD
*Regular charging cable – with CCID	STD	STD
*On board charger	STD	STD
*Charger Lid locking system	STD	STD
*Smartphone EV Remote Control	-	STD
*1500W Power Supply Invertor with 3-prong outlets (x2)	-	STD

ACCESSORY PACKAGES

ALL WEATHER PACKAGE

All Weather
Floor Mats
Cargo Tray

CARGO PACKAGE

Cargo Mat
Cargo Net

CHROME PACKAGE

Side View Mirror Covers
Chrome Door Handle Covers

ENTERTAINMENT PACKAGE

Rear seat DVD player
Remote Control
Wireless Headphones

EXTERIOR PACKAGE

Front, Side and Rear Extensions

PROTECTION PACKAGE

Rear Bumper Step Protector
Tailgate Protector
Scuff Plates

TOWING PACKAGE

Tow Hitch
Trailer Tow Wire Harness

QUICK VALUE PACKAGE 1

Cargo Mat
Cargo Net
Front and Rear Mudguards
Black Lug Nuts & Wheel Locks

QUICK VALUE PACKAGE 2

All Weather Floor Mats
Cargo Tray
Roof Rack Crossbars
Hood Protector

ACCESSORY OPTIONS

Black Lug Nuts & Wheel Locks
Body Side Moldings
Carpet Floor Mats & Portfolio
Front & Rear Park Assist Sensors
Front and Rear Mudguards
Hood Protector
LED Fog Lights
“OUTLANDER” Hood Emblem
“PHEV” Side Body Graphics
Rear Large Spoiler
Rear Park Assist Sensors
Roof Rack Crossbars
Sunroof Wind Deflector
Tonneau Cover

FOOTNOTES

1. JATO Dynamics Global PHEV sales (September 2017)
2. Based on available JATO Dynamics Limited Car Specification USA Database (November 2017)
3. Apple CarPlay, Siri, Apple Music and Apple Maps are trademarks of Apple Inc., registered in the U.S. and other countries.
4. Android Auto, Google Maps and other marks are trademarks of Google Inc.
5. The Blind Spot Warning, Lane Change Assist, and Rear Cross Traffic Alert systems are driver aids only and are not substitutes for safe and careful driving. Under certain circumstances, these systems may not detect other vehicles correctly.
6. The Forward Collision Mitigation (FCM)/Pedestrian Detection (PD) system is a driver aid only and is not a substitute for safe and careful driving. Under certain circumstances, the system may not detect other vehicles and/or pedestrians correctly.
7. The Adaptive Cruise Control system is not a collision avoidance system or an automatic driving system. It is designed to use only limited braking and is never a substitute for safe and careful driving. Never rely solely on the Adaptive Cruise Control system.
8. The Multi-View Camera system is a driver aid only and is not a substitute for visual confirmation. The view on the screen is limited and objects outside that view will not be seen.
9. The Lane Departure Warning system is designed to read the lane marks under certain conditions. It is not a collision avoidance system and is not a substitute for safe and careful driving.
10. The 10-year/100,000-mile Powertrain Limited Warranty coverage terms are from the original in-service dates, and are applicable only to the original owner of new, retailed models purchased from an authorized Mitsubishi dealer. Subsequent owners receive the balance of the New Vehicle Limited Warranty of 5 years/60,000 miles. In addition, the Mitsubishi Outlander PHEV has a fully transferable 10-year/100,000-mile warranty on PHEV components and the Main Drive Lithium-ion battery. See retailer for limited warranty and roadside assistance terms and conditions.
11. Please check this website to confirm smartphones compatibility with Smartphone Link Display Audio System. (<http://www.iopinfo-sda.mitsubishi-motors.com/cs/bt/index.php>)



**MITSUBISHI
MOTORS**

Drive your Ambition

[MITSUBISHICARS.COM](http://mitsubishicars.com)